



Micro Commercial Components
 21201 Itasca Street Chatsworth
 CA 91311
 Phone: (818) 701-4933
 Fax: (818) 701-4939

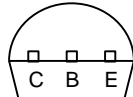
2N3906

PNP General Purpose Amplifier

Features

- Through Hole Package
- Capable of 600Watts of Power Dissipation

Pin Configuration
 Bottom View



Electrical Characteristics @ 25°C Unless Otherwise Specified

Symbol	Parameter	Min	Max	Units
OFF CHARACTERISTICS				
$V_{(BR)CEO}$	Collector-Emitter Breakdown Voltage* ($I_C=1.0mA$, $I_B=0$)	40		Vdc
$V_{(BR)CBO}$	Collector-Base Breakdown Voltage ($I_C=10\mu A$, $I_E=0$)	40		Vdc
$V_{(BR)EBO}$	Emitter-Base Breakdown Voltage ($I_E=10\mu A$, $I_C=0$)	5.0		Vdc
I_{BL}	Base Cutoff Current ($V_{CE}=30Vdc$, $V_{BE}=3.0Vdc$)		50	nAdc
I_{CEX}	Collector Cutoff Current ($V_{CE}=30Vdc$, $V_{BE}=3.0Vdc$)		50	nAdc

ON CHARACTERISTICS

h_{FE}	DC Current Gain* ($I_C=0.1mA$, $V_{CE}=1.0Vdc$) ($I_C=1.0mA$, $V_{CE}=1.0Vdc$) ($I_C=10mA$, $V_{CE}=1.0Vdc$) ($I_C=50mA$, $V_{CE}=1.0Vdc$) ($I_C=100mA$, $V_{CE}=1.0Vdc$)	60 80 100 60 30	300	
$V_{CE(sat)}$	Collector-Emitter Saturation Voltage ($I_C=10mA$, $I_B=1.0mA$) ($I_C=50mA$, $I_B=5.0mA$)		0.25 0.4	Vdc
$V_{BE(sat)}$	Base-Emitter Saturation Voltage ($I_C=10mA$, $I_B=1.0mA$) ($I_C=50mA$, $I_B=5.0mA$)	0.65	0.85 0.95	Vdc

SMALL-SIGNAL CHARACTERISTICS

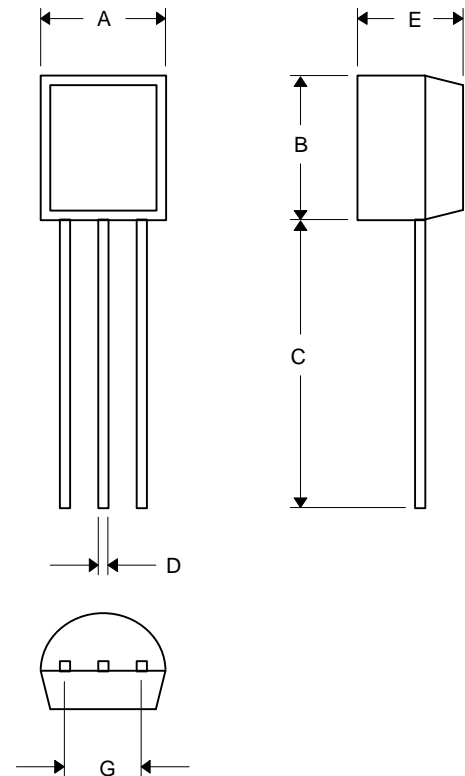
f_T	Current Gain-Bandwidth Product ($I_C=10mA$, $V_{CE}=20Vdc$, $f=100MHz$)	250		MHz
C_{obo}	Output Capacitance ($V_{CB}=5.0Vdc$, $I_E=0$, $f=100MHz$)		4.5	pF
C_{ibo}	Input Capacitance ($V_{BE}=0.5Vdc$, $I_C=0$, $f=100kHz$)		10.0	pF
NF	Noise Figure ($I_C=100\mu A$, $V_{CE}=5.0Vdc$, $R_S=1.0k\Omega$, $f=10Hz$ to $15.7kHz$)		4.0	dB

SWITCHING CHARACTERISTICS

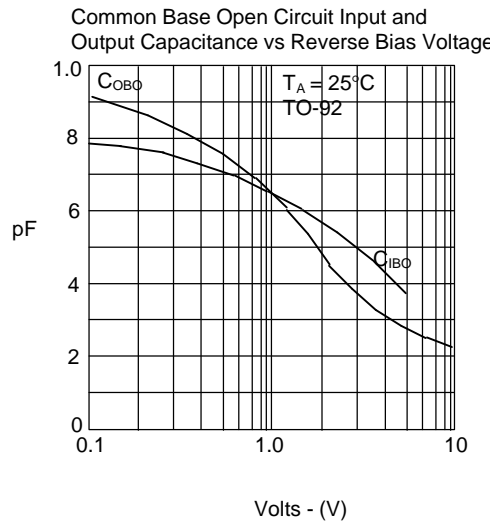
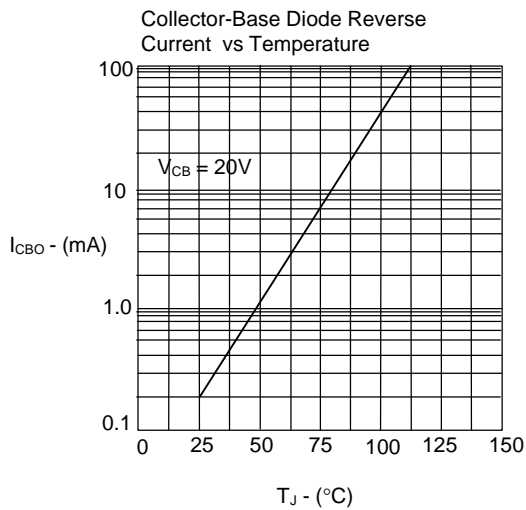
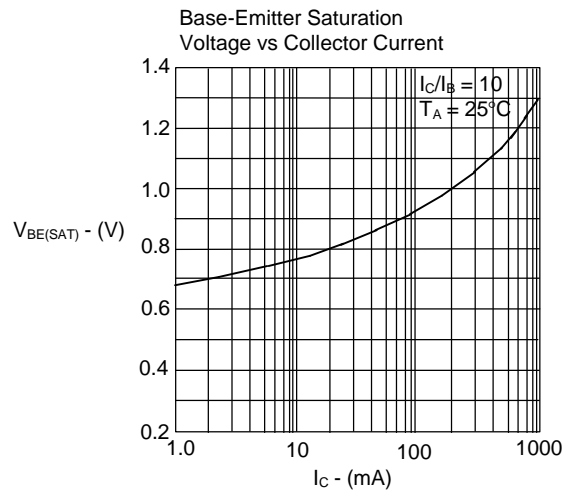
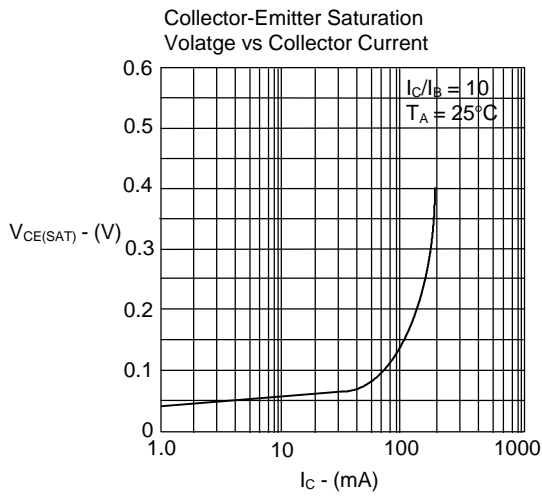
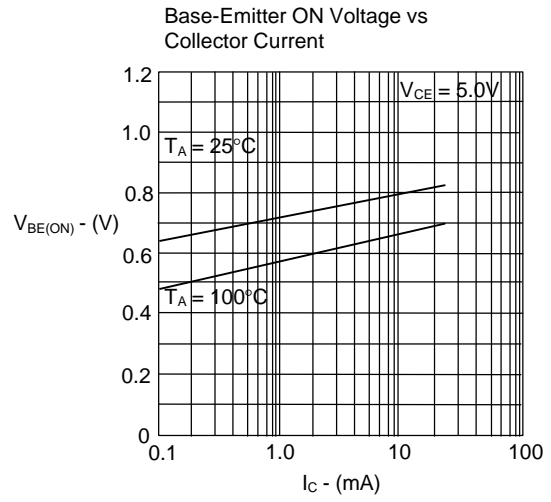
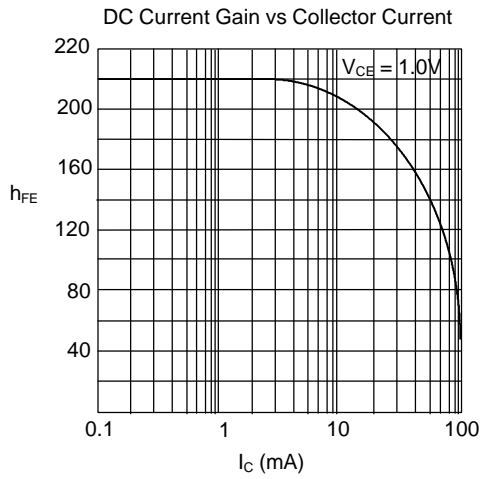
t_d	Delay Time	($V_{CC}=3.0Vdc$, $V_{BE}=0.5Vdc$)	35	ns
t_r	Rise Time	($I_C=10mA$, $I_{B1}=1.0mA$)	35	ns
t_s	Storage Time	($V_{CC}=3.0Vdc$, $I_C=10mA$)	225	ns
t_f	Fall Time	($I_{B1}=I_{B2}=1.0mA$)	75	ns

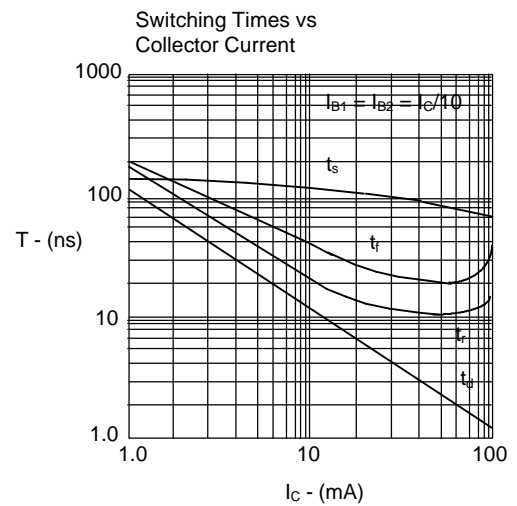
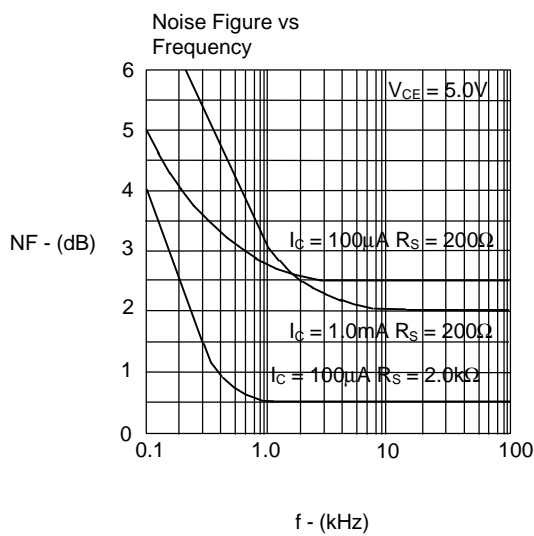
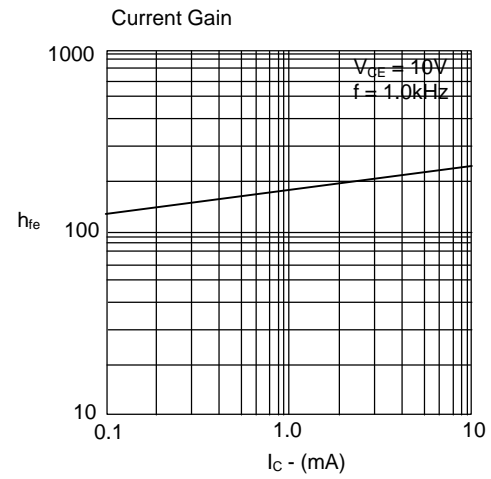
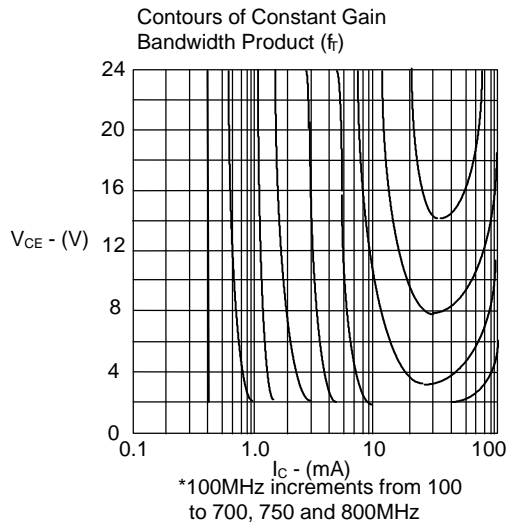
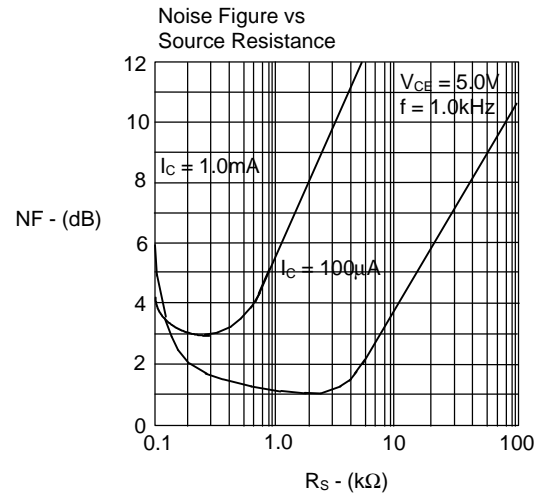
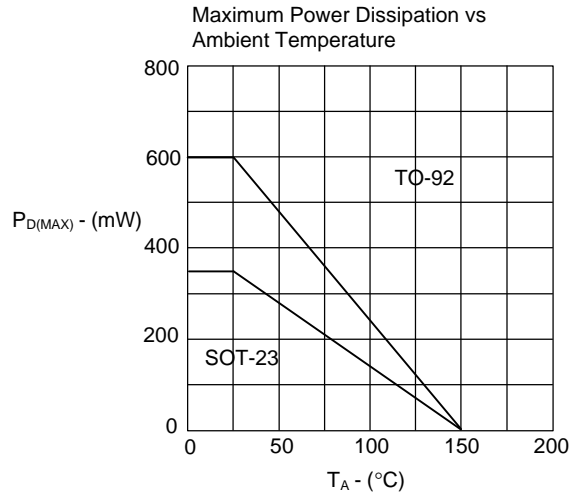
*Pulse Width $\leq 300\mu s$, Duty Cycle $\leq 2.0\%$

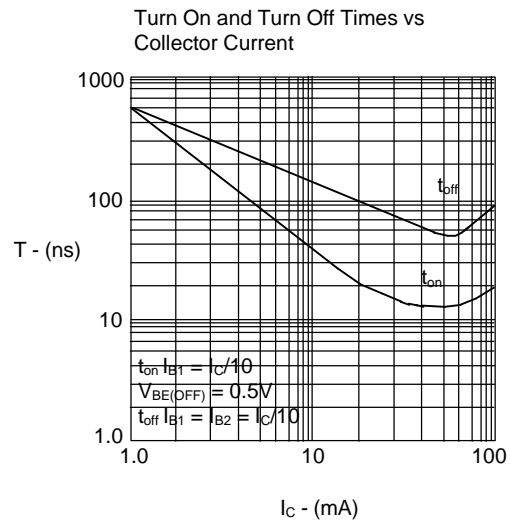
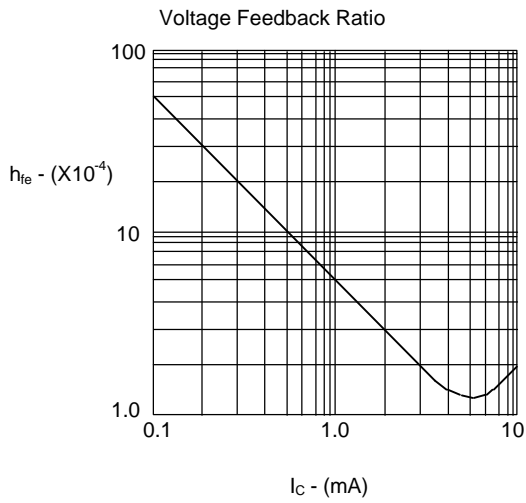
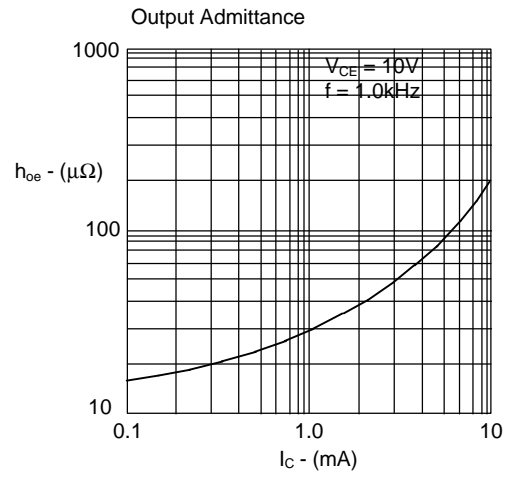
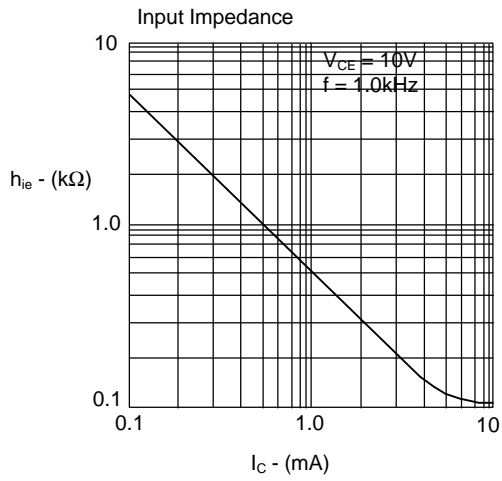
TO-92



DIM	DIMENSIONS				NOTE
	INCHES		MM		
A	.175	.185	4.45	4.70	
B	.175	.185	4.46	4.70	
C	.500	---	12.7	---	
D	.016	.020	0.41	0.63	
E	.135	.145	3.43	3.68	
G	.095	.105	2.42	2.67	







This datasheet has been downloaded from:

www.DatasheetCatalog.com

Datasheets for electronic components.